



Robert Miles Junior School Newsletter – 11th October 2024



With the Halloween Disco fast-approaching (Wednesday 23rd October), we want to make the entrance to school spooktacular! If you would like to carve or decorate a pumpkin and bring it to school from Monday 21st onwards, we will decorate the main path down to the school reception with your wonderful creations. Please collect your pumpkin on your way home from the disco. Please note there will be no candles or flames lit inside them, but staff will add some autumn sparkle safely.


Dear Parents,

This week, Miss Lanagan, our Maths Lead, and I looked at Maths teaching across the school. We know the children do well in Maths and are motivated, especially through activities like Times Tables Rock Stars, but it was lovely to see them learning and doing so well. The Primary Maths Curriculum is wide in scope and progresses carefully through concepts building on what has gone before. We are often asked how parents can help – times tables is the answer. Did you know that children should be fluent in times tables up to 12 x 12 by the end of Year 4? Any practice they can do at home will always help!

Next week is the Duke's Barn residential – always a highlight in the school calendar as our Year 6s head off to the Peak District for activities and outdoor learning and fun. Away from the school routines, it is always nice to see the children learning in a different environment as well as taking responsibility for packing bags, looking after their belongings and keeping the bedrooms tidy! I am looking forward to joining them for a day to see how it is all going.

All details have been shared with parents but if you do have any questions, please contact Mrs Melhuish or Miss Lanagan as soon as possible. If your child is not attending, they are expected to be in school every day as normal.

Best Wishes



James Evelyn
Headteacher, Robert Miles Junior School

Dates for the Diary

w/c 14 th Oct	Duke's Barn Residential
23 rd October	School Disco
w/c 28 th Oct	Half Term Week
8 th November	Parent Session: Notts Mental Health Services
11 th & 13 th Nov	Y4, Y5 & Y6 Parents Evening
27 th November	Y5 Space Centre Trip
6 th December	Parent Forum
16 th December	Y3/4 Carol Performance
17 th December	Y6 World War One Workshop
18 th December	Y5/6 Carol Performance

School Attendance

Excellent attendance is vital to success at school. We track attendance closely and celebrate excellent attendance. Our target is for each child to have an attendance figure of at least 95%.

3B	96.5%
3J	97.4%
4H	95.8%
4M	96.6%
5AC	96.6%
5G	94.1%
6L	95.3%
6M	94.1%
All	95.7%

Congratulations to 3J for having the best attendance this week!



House Points

Jupiter	836
Mercury	1,008
Neptune	907
Saturn	850

Children are earning House Points each and every day for showing the REACH values, making good choices and doing their very best. Each Wednesday in Honours Assembly, we announce the latest scores. These are the latest figures for the first half of the summer term.



Honours Assembly

Congratulations to these children whose success was celebrated at Honours Assembly this week and some of their work was shared with all the children in the school.

3J	Krishan Sharma & Isabella Spalding
3B	Harithraa Ramesh & Angus Russell
4M	Albie Gascoigne & Rosie Watkins
4H	Allyssia Robinson & Kirstie Gunn
5G	Elise Thompson & Sophie Clarke
5AC	Archie Hickinbottom & Oliver Brown
6M	Mason Spencer & Hattie Greenhalgh
6L	Isla Rowson & Holly Askham

Message from Jemma Wallace, RMJS SENCo

I would like to give a huge thank you to all the parents who attended our first SEND Parent Coffee Morning earlier this week. It was a lovely opportunity for parents to chat and support each other, as well as being a really useful way for me to explore how we can further support all our children and their families. Effective communication between school and home was identified as a key area that helps families to feel supported. As a result, I will continue to provide the monthly SEND newsletters containing written communication and information from school, as well as inviting parents into school for our half termly coffee mornings.

Our next SEND Parent Coffee Morning will be held on Friday 8th November at 9am, where there will be the opportunity to talk to Joanna Lake from the Mental Health Support Team.

As SENCo, I have an open-door policy for all parents. Please do this either by phone, through the school office or by email to jemma.wallace@robertmiles.notts.sch.uk.

Times Tables Rock Stars

Times Tables Rockstars

Congratulations to the following children who have topped the charts for their work on TTRS this week:

Most correct answers: Daisy, 3J

Most coins earned: Lottie, 3J

Biggest improvement in accuracy: Cassie, 4H

Biggest improvement in speed: Willow, 4H

Halloween Disco

The Halloween Disco is taking place on Wednesday 23rd October. Tickets are £2.00 which covers the cost of the disco. Please bring change and pay on the door.

A 'Tuck Shop' will be open on the night. We would appreciate volunteers to help on the night. Please email rclayton@robertmiles.notts.sch.uk if you are able to help.


Excellent work in the Spotlight



Year 6 have become experts on the complex series of events that led to the start of World War One over recent weeks. Drama going right back to the Franco-Prussian War and up to key events of 1914 has led into some wonderfully detailed and presented written pieces about one of the final key moments: the assassination of Archduke Franz Ferdinand. Here are just three fabulous examples of the super work completed.

Tuesday 24th September 2024

HOW DID WORLD




The drama began on the 28th of June 1914. Archduke Franz Ferdinand, heir to the Austria-Hungary throne, and his wife Countess Sophie, arrived in Sarajevo, capital of Bosnia. They travelled by train and soon after left the station in an open top car as part of a motorcade. Crowds were lining the streets cheering and waving as they went past. Everything was going to plan until... three members of the Black Hand terrorist group (who wanted independence for their country) planted themselves in the crowd, ready for the plan to come to action. As the car passed, the first assassin prepared to throw, but hesitated and missed his chance. Ready to throw, assassin number two panicked and his nerves got the best of him. As ready as can be, assassin number three launched the grenade into the air. It bounced off the car and hit two officers. Two officers were injured as well as people in the crowd. Assassin three tried to commit suicide by drinking cyanide (which was too old) and then jumped into a river (but it was only four inches deep) so he didn't succeed. And soon after he was arrested. Franz Ferdinand wanted to carry on with his day and go to his meeting at the town hall. But after this, he was worried about his men in hospital so wanted to go and visit them and this was not part of the plan. Their driver was taking them to the hospital but took a wrong turn and then the car came to a halt. Out of the blue, the fourth assassin, Gavrilo Princip (age 19), was eating a sandwich (according to rumours) at a

WAR ONE START?

delicatessen. The assassin spotted them, he whipped out his gun and took his shot. At a point-blank range, he hit Sophie (who was pregnant) in the stomach and Franz Ferdinand in the neck BANG! They both died within ten minutes. Gavrilo Princip got arrested and sentenced with twenty years in prison. Lost an arm and died after four years with TB.


Austrians March

Austria-Hungary blamed Serbia for the assassination as the gun was believed to be Serbian and they had been encouraging Bosnia to become independent. Austria-Hungary demanded that Serbia admit it was them to join their empire. Serbia refused. Troops from Austria-Hungary marched off to attack Serbia. Because Russia supported Serbia, Russian armies also got ready for battle.




German Armies Gather

Germany told Russia to stop its armies. Russia said no. So on 1st August 1914, Germany declared war on Russia. Germany also planned to attack France.



HOW DID ONE




The Assassination

28th June 1914. A day to remember. Sarajevo, Bosnia. It all started with Arch Duke Franz Ferdinand and his wife Countess Sophie. They had just gotten off their train and had boarded an open carriage and motorcade. All the citizens were excited to see Franz and cheered. Except for Gavrilo. They were a group of assassins from a group called the Black Hand. A terrorist group who wanted freedom for their country and would do anything for it. Even die. Which they were close to. They were going to commit suicide if they didn't die of their TB first. They would drink cyanide after the killing. They would have to spread Franz's death quickly. Assassins are there and three more hidden in the crowd. Assassins are now armed and ready. The next wave moved forward and charged. But the third was ready and threw the grenade with all his might and missed. The first carriage was instead dropping some of the crowd and the passengers inside had to drink the poison, but it was old. Gavrilo didn't want to die. The man was young and handsome. The police refused to put him in jail. The Arch Duke and Sophie arrived on the 1st of July. But he changed their mind and thought it would be best to check on the patients in hospital. They wouldn't have. The driver accidentally made a wrong turn and stood there for four days. Gavrilo Princip the Assassin! He did not hesitate. He took the shot out of


WORLD WAR START?

his pocket with lightning fast speed and aimed. Bang. Bang! It hit unsuspecting Sophie's stomach and frightened Franz Ferdinand's neck at point blank range. The police and media rushed there to capture Princip and the media took the injured to hospital. They weren't fast enough. Sophie and Franz died. So did Princip 4 years later.



Austrians March

Austria-Hungary blamed Serbia for the assassination as the gun was believed to be Serbian and they had been encouraging Bosnia to become independent. Austria-Hungary demanded that Serbia admit it was them and join them to join the empire. Serbia refused. Troops from Austria-Hungary marched off to attack Serbia. Because Russia supported Serbia, Russian armies also got ready for battle.



Weekly Menu - w/c 14th October 2024

All parents have received a link to a form where you can submit information about your child's dietary requirements. If you have not already done so, please complete the form here if your child has specific dietary requirements: <https://orders.lunchhound.co.uk/medicaldiets/request>

Monday

- Cheese and tomato pizza served with garlic bread, a selection of daily vegetables and mixed fresh salad.
- Mildly spiced vegetable chilli and rice with a selection of daily vegetables and mixed fresh salad. (Ve)
- Jacket potato with a choice of baked beans, cheese or tuna mayonnaise.
- Baked apple sponge served with custard.

Tuesday

- Farm assured pork sausage roll with baked potato wedges, selection of daily vegetables and mixed fresh salad.
- Cheese and onion puff pastry roll served with baked potato wedges, selection of daily vegetables and mixed fresh salad. (V)
- Jacket potato with a choice of baked beans, cheese or tuna mayonnaise.
- Tutti frutti jelly and mandarins (Ve)

Wednesday

- Chicken tagine served with summer vegetable rainbow cous cous, selection of daily vegetables and mixed fresh salad.
- Savoury vegetable mince and gravy served with a Yorkshire pudding and skin on roast potatoes and a selection of daily vegetables and mixed fresh salad. (V)
- Jacket potato with a choice of baked beans, cheese or tuna mayonnaise.
- Freshly baked vanilla cookie (Ve)

Thursday

- Korean BBQ chicken and vegetables served with noodles and a selection of daily vegetables and mixed fresh salad.
- Korean style sticky BBQ Quorn, vegetables and noodles and a selection of daily vegetables and mixed fresh salad. (V)
- Jacket potato with a choice of baked beans, cheese or tuna mayonnaise.
- Zesty lemon and blueberry yogurt cake.

Friday

- Friday fish fingers served with chips, tomato ketchup and a selection of daily vegetables and mixed fresh salad.
- Homemade cheese and tomato pizza whirls and chips ketchup and a selection of daily vegetables and mixed fresh salad. (V)
- Jacket potato with a choice of baked beans, cheese or tuna mayonnaise.
- Homemade flapjack (Ve)

Upcoming Dates w/c 14th October 2024

Monday 14th October 2024

- Year 6 group one at Duke's Barn. To arrive at school at normal time.
- Film club 3.30 - 5.15pm. The film showing this week is Moana, there is a £2 compulsory charge for orange squash and biscuits at this Club. Please use our online payment system to pay for this.

Tuesday 15th October 2024

- No handball club – Mr Maylard-Mason away with Year 6.
- No tag rugby club – Mr Maylard-Mason away with Year 6.

Wednesday 16th October 2024

- Honours assembly.
- Year 6 group two going to Duke's Barn. To be at school at normal time.
- Year 6 group one returning from Duke's Barn. Collect at normal pick up time.

- Selected Year 4 children attending pace ball festival at SNA. Leaving school at 3.30pm.

Thursday 17th October 2024

- Martial arts club, 8 – 8.45am. Please wear PE kit, bring a drink and any inhalers required. (This club is now full)
- Year 4 swimming. Please ensure you remember your swimming kit (including towel) and any inhalers required.
- No basketball club – Mr Maylard-Mason away with Year 6.**
- Selected Year 5 children attending Urban hockey festival at Southwolds school. Leaving school at 3.15pm.

Friday 18th October 2024

- No after school activities today.

A reminder that all children need to be collected from their afterschool clubs by family member/friend who are over the age of 16.

Local News & Information

We are happy to publicise local events and activities for children in the newsletter particularly ahead of holiday periods. (Please note the school is not endorsing these events as they are run separately.) Any enquiries should be made through the website address shown on the leaflet below.



Nottinghamshire Healthcare
NHS Foundation Trust

Parent and Carers Involvement Group

Do you want to make a difference to Children and Young People's Health Services?
Why not join our Parent and Carer Involvement Group?



Our meetings will be held via MS Teams on:
the first Tuesday of every month from 1pm to 2pm

Help shape Children and Young People's Health Services

Share your feedback and real-life experience of services



For more information and to register, please scan the QR code or use the link below. Under Current Opportunities, click 'Adult Involvement Opportunities (18+)' to find the project details:

<https://nottinghamshirehealthcare.nhs.uk/iev-involvement-partner-opportunities>

SCAN ME





Board Games Club + Pizza

Age 10-18 (Year 6+)

SECOND Friday of the Month @3.45 - 5.30

Bingham Methodist Centre

13th Sept
11 Oct
8 Nov
13 Dec





FREE (suggested donation for food £1)

Parent permission required. Must be in YEAR 6 or over.

Please email cyp@binghammethodist.org.uk to express an interest, or join the Facebook Group

www.facebook.com/groups/binghamgames/

We share E-Safety information from National Online Safety with parents in the Robert Miles newsletter. This is to help you in ensuring that your child can use technology safely. Please read the following information.

At The National College, our WakeUpWednesday guides empower and equip parents, carers and educators with the confidence and practical skills to be able to have informed and age-appropriate conversations with children about online safety, mental health and wellbeing, and climate change. Formerly delivered by National Online Safety, these guides now address wider topics and themes. For further guides, hints and tips, please visit nationalcollege.com.

10 Top Tips for Parents and Educators TEACHING CHILDREN FIRE SAFETY

Fire safety is especially important around Bonfire Night, as fireworks, bonfires and sparklers add extra risks for families and young children. Every year in the UK, thousands of accidents occur due to improper handling of fireworks and neglecting fire safety measures. This guide offers practical tips for keeping children safe when handling everything from fireworks to space heaters.

1 BONFIRE NIGHT AWARENESS

Bonfire Night is exciting, but it comes with several inherent risks. Educate children about the dangers of fireworks and open flames. Teach them that only adults should handle fireworks and that bonfires should never be approached. Keep children at a safe distance (at least five metres away) from bonfires and explain why supervision is crucial during these events.

2 SUPERVISE FIREWORK USE

Fireworks should only be handled by responsible adults who are following UK laws and guidelines. Make sure to buy fireworks that meet British Standards and adhere to all instructions that come with them. Keep children a suitable distance from any firework activity and designate an adult to supervise the event. Ensure no one goes near fireworks after they've been lit.

3 SPARKLER SAFETY

Sparklers are often captivating for little ones, but they can burn at extremely high temperatures – over 1,000 °C! Only allow children over the age of five to use sparklers, and make sure they wear gloves. Teach them to hold sparklers at arm's length and never wave them near others. Once a sparkler has burned out, extinguish it fully in a bucket of water – which you should prepare beforehand and always keep nearby.

4 ORGANISED DISPLAYS ARE SAFER

If possible, families should attend an organised fireworks display rather than holding one at home. These tend to be far safer as they're run by professionals adhering to strict safety regulations. Organised displays also provide a controlled environment where children can enjoy the event from a safe distance, reducing the risk of accidents.

5 KEEP FIREWORKS AWAY FROM THE HOME

If you are hosting your own fireworks display, set them off well away from homes, sheds or fences to avoid starting accidental fires. Choose a wide-open space with no flammable materials nearby and keep a means of putting out fires to hand in case of emergency – such as a bucket of water, a hose or a fire extinguisher. Afterwards, ensure that all fireworks are fully extinguished and never attempt to relight one if it doesn't go off.

6 BONFIRE SAFETY

If you're building a bonfire, place it well away from trees, buildings, fences or anything else flammable. Make sure it's structurally sound and not at risk of collapsing. Only burn natural materials like wood and leaves, avoiding petrol or other accelerants. Children should be kept far away from the bonfire, and it should always be supervised by adults. Be sure to fully extinguish the bonfire before you leave it.

7 "STOP, DROP AND ROLL"

Ensure that children know what to do if their clothing catches fire. Teach them the simple "stop, drop and roll" technique, which can quickly extinguish flames. Practice this with them before events like Bonfire Night, so they feel confident if the need to use it arises. It can also be helpful to keep another means of putting out these kinds of fires on standby, just in case. An extinguisher or flame-retardant blanket are both sound choices.

8 SECURE CANDLES AND OPEN FLAMES

Beyond Bonfire Night, everyday fire safety is also crucial. Candles can be a common fire hazard, especially in homes with young children. Teach children not to touch any open flames, and ensure candles are placed in sturdy holders away from combustible materials. Never leave candles, incense burners or other such items unattended, and always extinguish them fully before leaving a room or going to bed.

9 EDUCATE ABOUT FIREWORKS HAZARDS

Make sure children understand the dangers of playing with fire or fireworks, and how to handle such things responsibly. Emphasise that fireworks are not toys and can cause serious injuries when improperly used. Demonstrate the importance of treating fire with respect and the consequences of misuse, which can help temper any curiosity and any resultant dangerous behaviour.

10 FIRST AID FOR BURNS

Even if you have the best possible precautions in place, accidents can still happen. Keep a first aid kit on hand. Ensure you know how to apply basic first aid to burns, so you can teach children those techniques too. If someone suffers a burn, run it under cool water for 20–30 minutes. Never use creams or ointments, as these retain heat and can cause further damage. Instead, seek medical help if the burn is serious.

Meet Our Expert

James Whelan is an experienced health and safety expert who is a Chartered Member of the Institution of Occupational Safety and Health. He provides services to educational settings and many other industries, helping them to maintain a safe working environment.



#WakeUpWednesday

The National College

Source: See full reference list on guide page at: <https://nationalcollege.com/guides/fire-safety>

@wake_up_weds

/www.thenationalcollege

@wake.up.wednesday

@wake.up.weds

Users of this guide do so at their own discretion. No liability is entered into. Current as of the date of release: 09.10.2024